



impression

394

CRUISE IN  
STYLE MORE.  
ELAN IMPRESSION  
394 PREVIEW

**elan**

[WWW.ELANSPORTS.COM](http://WWW.ELANSPORTS.COM)



---

impression 

---

394

---

The new Elan Impression 394 is a fast blue water cruiser, offering an extraordinary level of comfort for weeks of delight and pleasure at sea.

This impressive sailing yacht is designed to satisfy even the most demanding cruising families, friends or couples who really appreciate distinctive design, style and comfort. Her welcoming semi-deck saloon is awash with natural light soaking through the panoramic windows, while the light-wood interior conveys a contemporary look & feel. Despite an interior that offers about 25% more internal volume than many of its immediate competitors the yacht returns exceptional seaworthiness and robust construction for its class. The Elan Impression 394 is set to provide years and years of satisfaction to her owners.

---

**LUXURIATE IN THE COMFORT,  
REVEL IN THE PERFORMANCE.**

---



ELAN IMPRESSION 394 DELIVERS UNPARALLELED COMFORT FOR A BOAT OF HER SIZE, WITH AN UNCOMPROMISED SAILING PERFORMANCE.








**ROB HUMPHREYS, PLAN  
IMPRESSION 394'S DESIGNER**

In line with the latest cruising trends, this advanced blue water cruiser is as enjoyable under sail as she is at anchor in a bay.









---

impression 

---

394

---

In line with Elan's commitment to deliver the best sailing experience with every model, every time, the new Elan Impression 394 is an impressively fast cruiser. Designed and engineered to deliver serious fun time for everyone aboard, the yacht is a cruising delight. Leaving no room for compromise between performance and comfort, the new Elan Impression 394 draws from Elan's rich history and experience in performance-oriented boatbuilding.

---

**IMPRESSIVELY FAST,  
DELIGHTFULLY COMFORTABLE.**

---



CRUISING ABOARD THE BRAND NEW ELAN IMPRESSION 394 WILL PUT A BIG SMILE ON EVERY OWNER'S FACE.



**TWIN STEERING WHEELS**

The twin steering wheels, which are ergonomically refined from the bigger Impression 444, ensure a spacious passage through this busy area, allowing easy access to the bathing platform while ensuring the ideal position for helming.



#### SOLAR PANEL

A solar panel can be mounted on the cabin roof in order to ensure enough power even on longer cruising hauls. Available as an option.



#### FIXED BOWSPRIT

The fixed bowsprit ensures easy downwind sailing.





---

impression 

---

394

---

Everything aboard the Elan Impression 394 is well-thought out to ensure a pleasurable experience, whether under sail cruising or when reveling in picturesque secluded bays at anchor. The spacious cockpit with large, protected sitting areas and the retractable cockpit table provide superior comfort for crew and visitors, while the large sunbathing deck forward will be everyone's delight. The twin steering wheel arrangement offer an ideal position for the helmsman, while the wide transom and bathing platform ensure easy access to the sea.

---

**DESIGN WITH FUNCTION,  
SPACE WITH CHARACTER.**

---



ON ELAN IMPRESSION 394 FORM ALWAYS FOLLOWS  
FUNCTION AND DESIGN FOLLOWS INNOVATION.









#### BATHING PLATFORM

The drop-down bathing platform offers easy access to the sea, while increasing the surface area on deck.



#### RETRACTABLE COCKPIT TABLE

The cockpit table retracts to the cockpit floor, opening a huge space for more comfort and easier sailing manoeuvres.



---

impression 

---

394

---

The interior features a spacious and airy saloon, with tons of natural light coming from various expansive coachroof and hull windows, thanks to its deck-saloon setup. Designed according to the latest trends, the interior offers supreme comfort and ensures a delightful sojourn on-board. The saloon features a large settee on starboard and another on portside a generous L-shaped galley to satisfy even the most demanding on-board cooks and a functional nav station for comfortable navigation.

---

**THE LUXURY OF SPACE,  
THE JOY OF COMFORT.**

---



THE ELAN IMPRESSION 394 OFFERS A STUNNING LEVEL OF COMFORT BELOW DECK WITH A DISTINCTIVE, CONTEMPORARY LOOK & FEEL.







#### NAV STATION

The nav station on portside offers plenty of space for paper charts navigation or storage, under the table.

#### L-SHAPED GALLEY

The spacious L-shaped galley is well-equipped and functional, featuring numerous storage solutions, a front opening fridge and microwave oven.

#### FRONT OPENING FRIDGE

The front opening fridge ensures easy access to ice-cold drinks and tasty treats for midday snacks.





---

impression 

---

394

---

The accommodation aboard the Elan Impression 394 is supremely comfortable, with spacious cabins fore and aft. The bright forecabin is now available with an easier access to the double berth from the side, combined with more storage space. The aft cabins are generous as well, with plenty of light coming from the hull and deck windows. Available in four different layouts, a 2-cabin with single or double head compartments and a 3-cabin version with single or double head compartments, as well, accommodating four or six respectively.

---

DREAMS ARE MADE  
OF THIS.

---



EVERY SOJOURN ABOARD THIS BEAUTY IS AN  
ABSOLUTE DELIGHT, ON DECK AND BELOW.







#### HEAD COMPARTMENT

The head compartment is spacious and bright with a separate shower stall.



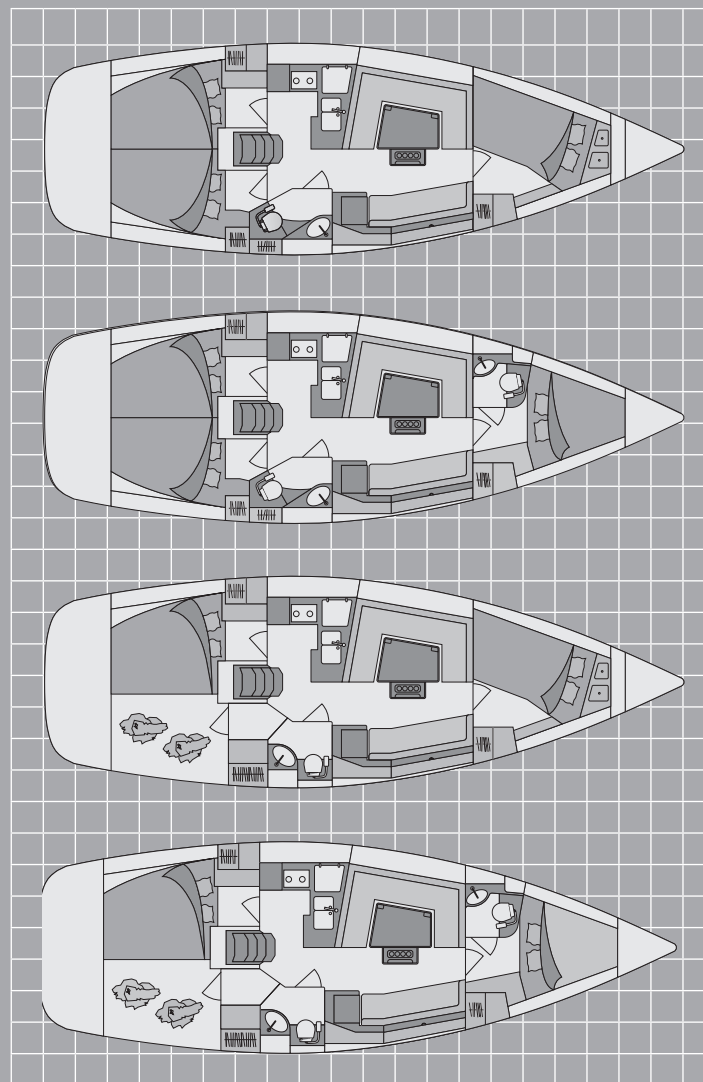
#### SALOON TABLE

Double size saloon table that folds down and create additional berth in saloon J.



## PRELIMINARY TECHNICAL CHARACTERISTICS.

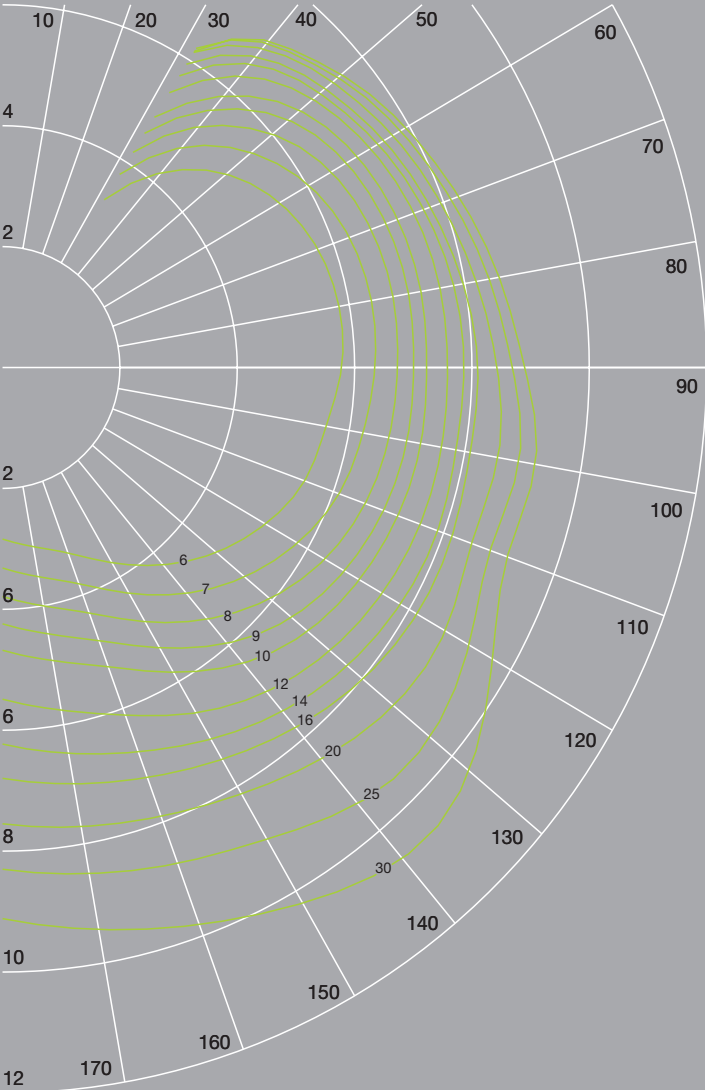
LENGTH OVER ALL	11,90 m
HULL LENGTH	11,48 m
LENGTH AT WATERLINE	10,01 m
BEAM MAX.	3,91 m
DRAFT	1,50 m / 1,80 m
AIR DRAFT (incl. 1 m antenna)	17,44 m
DISPLACEMENT	8000 kg
BALLAST	2479 kg / 2545 kg
ENGINE POWER MAX.	28,4 hp / 39,6 hp
FUEL CAPACITY	165 litres
WATER CAPACITY	240 litres / 510 litres
MAXIMUM CREW	8 persons
CABINS (version 1)	3
BERTHS (version 1)	6 + 2
MAINSAIL	37,91 m <sup>2</sup>
GENOA	38,11 m <sup>2</sup>
SPINNAKER	98,00 m <sup>2</sup>
GENAKER	89,83 m <sup>2</sup>
I	13,96 m
J	3,90 m
P	13,00 m
E	4,86 m
DESIGN	Humphreys Yacht Design & Elan design studio



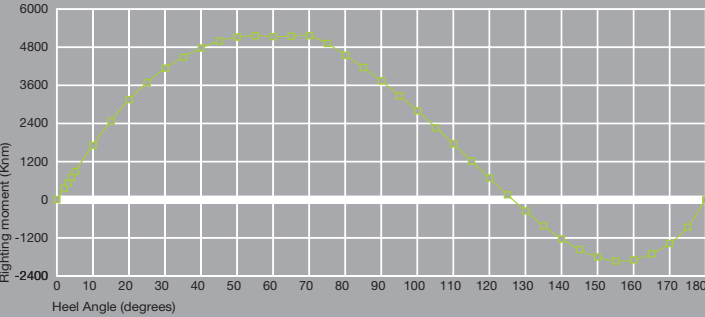


# PRELIMINARY PERFORMANCE CHARACTERISTICS.

STABILITY CURVE



POLAR DIAGRAM





---

impression 

3.94

---

**ELAN d.o.o.**  
Begunje 1  
4275 Begunje  
na Gorenjskem  
Slovenia

sail@elan.si  
www.elansports.com

All measurements, images and illustrations  
are approximate and provided for information only.  
Elan reserves the right to modify or improve  
specifications without prior notice.

Design: GIGODESIGN  
Photo: SIMON PLESTENJAK

